

# CITY OF LUDINGTON

## BUILDING DEPARTMENT REPORT OF ANNUAL ACTIVITY DECEMBER 31, 2009

### BUILDING DEPARTMENT:

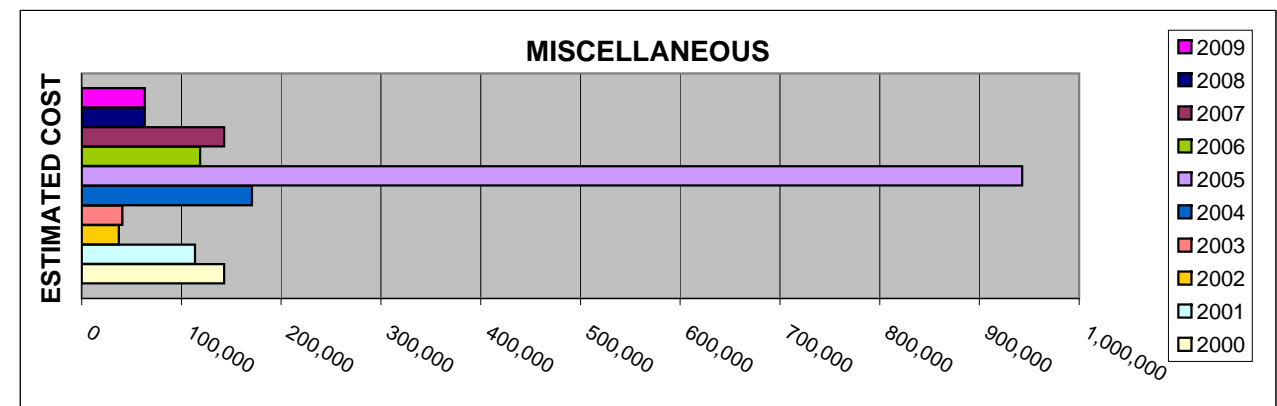
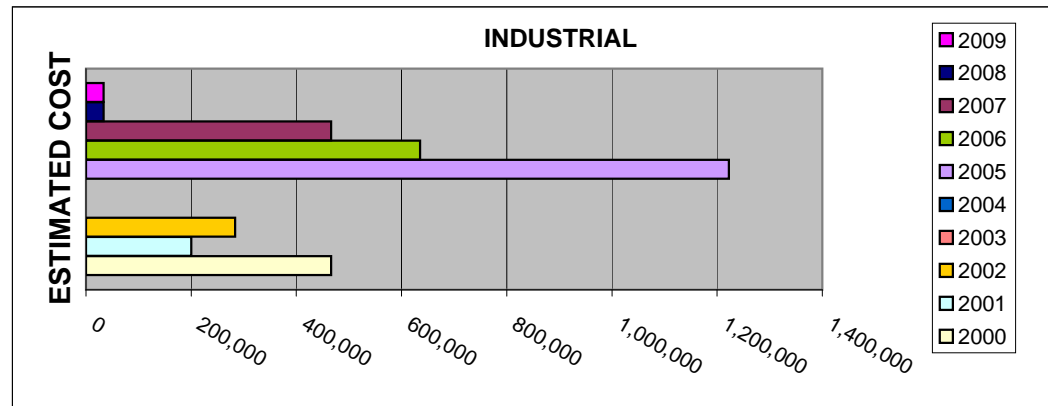
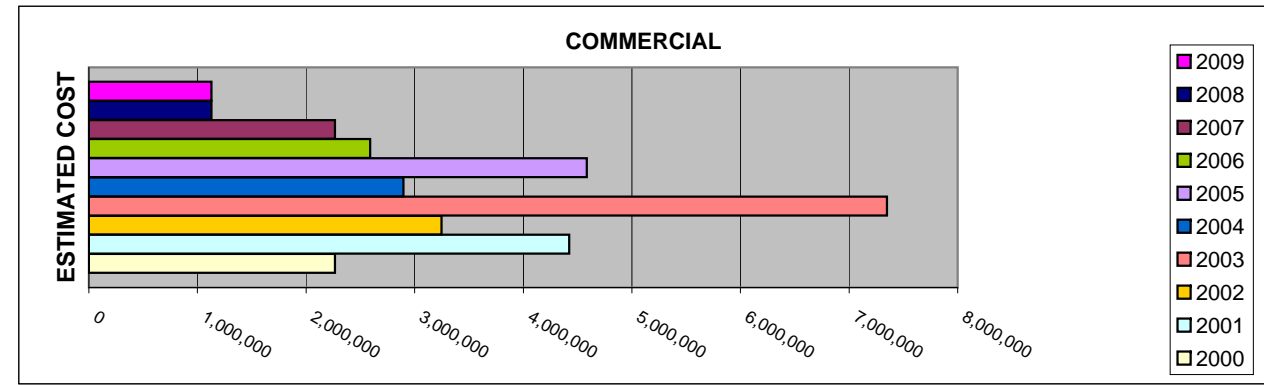
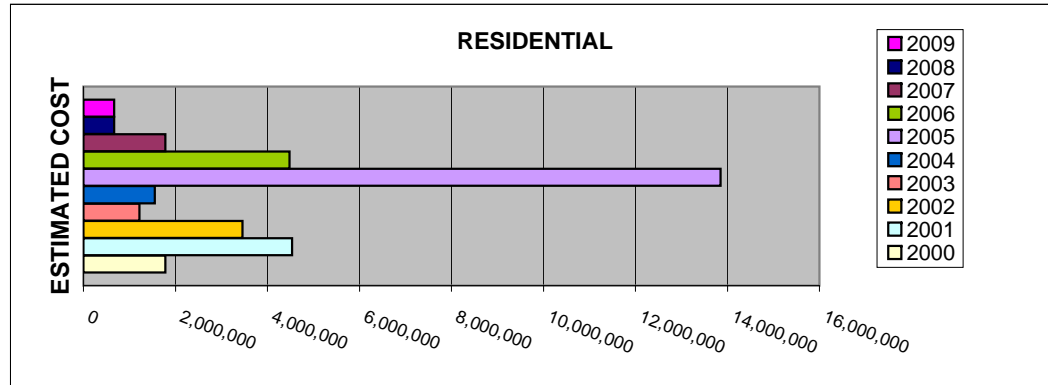
The building department issued 75 building permits from January 1 to December 31, 2009. The construction cost totaled \$1,891,637. A total of \$8,413.82 was collected for permit fees. There were 188 building inspections completed in 2009 and 77 Certificates of Occupancy issued. The following is a breakdown of permits issued:

|                                | <b>COST</b>        |  | <b>FEES</b>    |
|--------------------------------|--------------------|--|----------------|
| Commercial Add/Alter/Repair    | 1,124,504          |  | 3,453          |
| Commercial/ New Building       | 0                  |  | 0              |
| Commercial/Utility             | 3,000              |  | 63             |
| Demolition/Moving              | 30,900             |  | 352            |
| Garages/ Attached/Detached     | 162,455            |  | 1,103          |
| Industrial/Add/Alter/Repair    | 33,500             |  | 423            |
| Industrial New Building        | 0                  |  | 0              |
| Residential foundation         | 0                  |  | 0              |
| Residential/Add/Alter/Repair   | 470,053            |  | 2,405          |
| Residential/Modular foundation | 0                  |  | 0              |
| Residential/Multi-family       | 0                  |  | 0              |
| Residential/Single-family      | 35,000             |  | 345            |
| Signs/ New/Replace/Repair      | 32,225             |  | 270            |
|                                |                    |  |                |
| <b>TOTALS</b>                  | <b>\$1,891,637</b> |  | <b>\$8,414</b> |
|                                |                    |  |                |
|                                |                    |  |                |
|                                |                    |  |                |
|                                |                    |  |                |

# CITY OF LUDINGTON BUILDING PERMITS

## COST COMPARISONS

| CATEGORY     | 2000              | 2001             | 2002             | 2003             | 2004             | 2005              | 2006             | 2007             | 2008             | 2009             | % CHANGE       |
|--------------|-------------------|------------------|------------------|------------------|------------------|-------------------|------------------|------------------|------------------|------------------|----------------|
|              |                   |                  |                  |                  |                  |                   |                  |                  |                  |                  | 2008-2009      |
| COMMERCIAL   | 7,220,216         | 3,165,938        | 1,596,800        | 7,347,750        | 2,896,614        | 4,586,141         | 2,590,500        | 2,265,701        | 4,040,803        | 1,127,504        | -72.10%        |
| INDUSTRIAL   | 100,000           | 80,000           | 260,000          | 0                | 0                | 1,222,500         | 635,500          | 465,864          | 225,000          | 33,500           | -85.11%        |
| RESIDENTIAL  | 3,771,164         | 2,452,973        | 793,546          | 1,215,167        | 1,551,289        | 13,847,628        | 4,476,675        | 1,780,543        | 1,101,805        | 667,508          | -39.42%        |
| MISC         | 74,666            | 102,270          | 123,602          | 40,866           | 170,720          | 942,804           | 118,663          | 142,730          | 120,175          | 63,125           | -47.47%        |
| <b>TOTAL</b> | <b>11,166,046</b> | <b>5,801,181</b> | <b>2,773,948</b> | <b>8,603,783</b> | <b>4,618,623</b> | <b>20,599,073</b> | <b>7,821,338</b> | <b>4,654,838</b> | <b>5,487,783</b> | <b>1,891,637</b> | <b>-65.53%</b> |



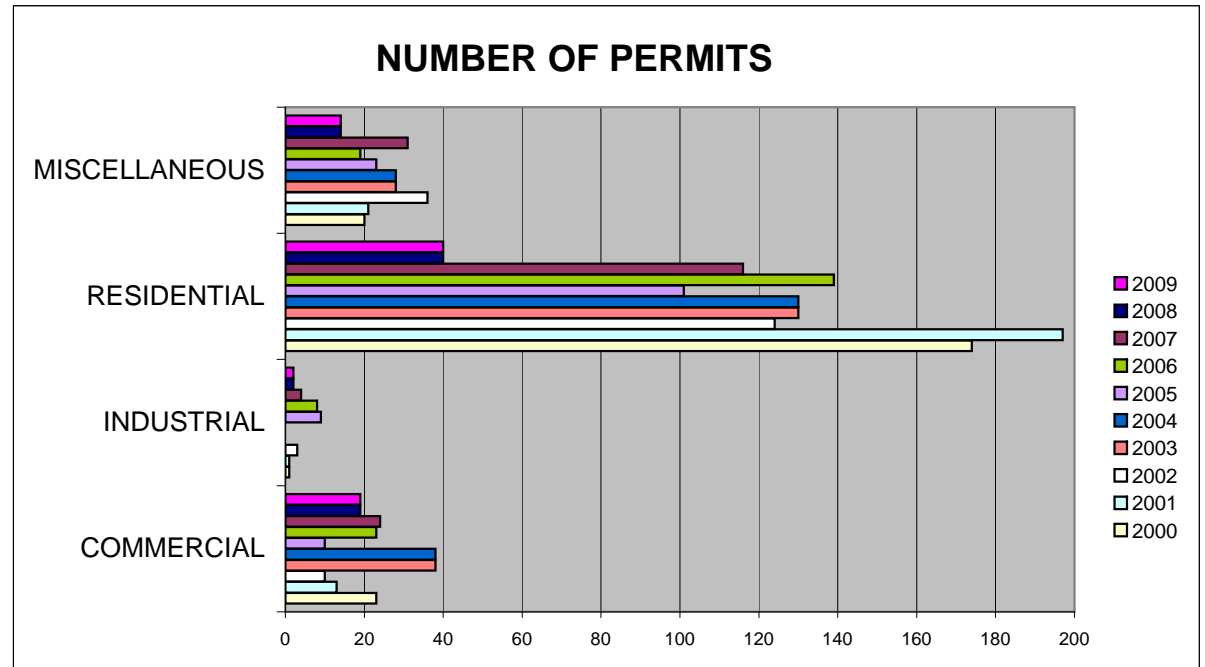
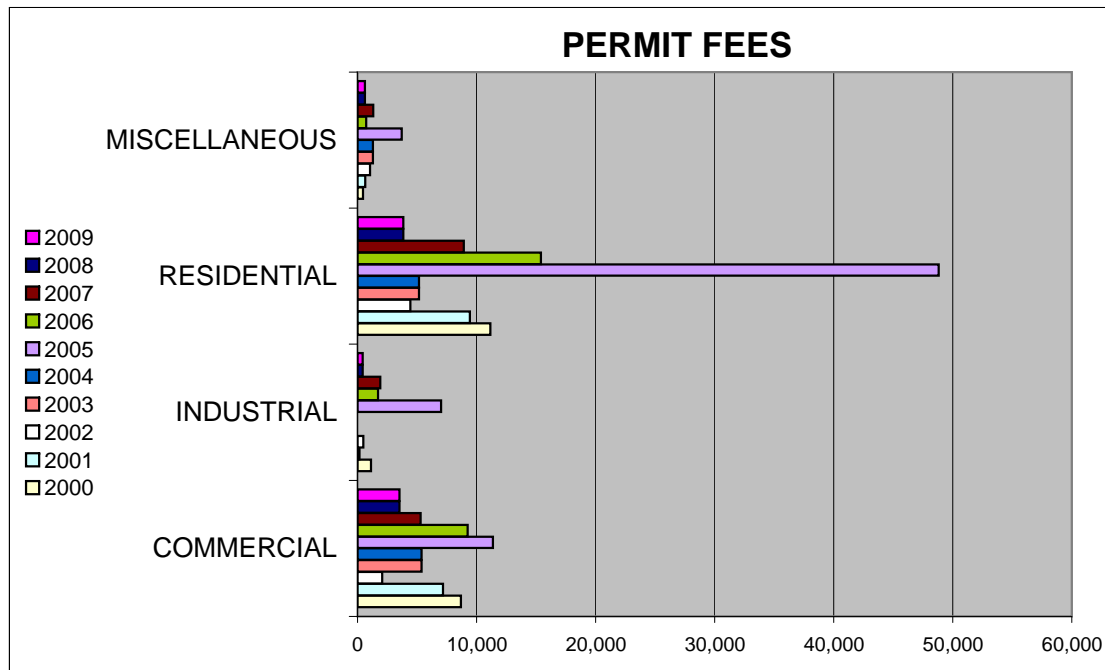
(\* NOTE: MISCELLANEOUS PERMITS = DEMOLITION, MOVING & SIGNS)

# CITY OF LUDINGTON BUILDING PERMITS

## FEES

## NUMBER OF PERMITS

|              | 2000          | 2001          | 2002         | 2003          | 2004          | 2005          | 2006          | 2007          | 2008          | 2009         |  |              | 2000       | 2001       | 2002       | 2003       | 2004       | 2005       | 2006       | 2007       | 2008       | 2009      |  |
|--------------|---------------|---------------|--------------|---------------|---------------|---------------|---------------|---------------|---------------|--------------|--|--------------|------------|------------|------------|------------|------------|------------|------------|------------|------------|-----------|--|
| CATEGORY     |               |               |              |               |               |               |               |               |               |              |  | CATEGORY     |            |            |            |            |            |            |            |            |            |           |  |
| COMMERCIAL   | 8,671         | 7,180         | 2,080        | 13,912        | 5,378         | 11,358        | 9,255         | 5,285         | 9,415         | 3,516        |  | COMMERCIAL   | 23         | 13         | 10         | 19         | 38         | 10         | 23         | 24         | 26         | 19        |  |
| INDUSTRIAL   | 1,130         | 150           | 489          | 0             | 0             | 7,005         | 1,709         | 1,920         | 638           | 423          |  | INDUSTRIAL   | 1          | 1          | 3          | 0          | 0          | 9          | 8          | 4          | 2          | 2         |  |
| RESIDENTIAL  | 11,154        | 9,446         | 4,425        | 7,070         | 5,165         | 48,817        | 15,407        | 8,935         | 11,543        | 3,843        |  | RESIDENTIAL  | 174        | 197        | 124        | 130        | 130        | 101        | 139        | 116        | 58         | 40        |  |
| MISC         | 460           | 634           | 1,040        | 270           | 1,301         | 3,721         | 734           | 1,318         | 1,075         | 622          |  | MISC         | 20         | 21         | 36         | 24         | 28         | 23         | 19         | 31         | 22         | 14        |  |
| <b>TOTAL</b> | <b>21,415</b> | <b>17,410</b> | <b>8,034</b> | <b>21,252</b> | <b>11,844</b> | <b>70,901</b> | <b>27,105</b> | <b>17,458</b> | <b>22,671</b> | <b>8,404</b> |  | <b>TOTAL</b> | <b>218</b> | <b>232</b> | <b>173</b> | <b>173</b> | <b>196</b> | <b>143</b> | <b>189</b> | <b>175</b> | <b>108</b> | <b>75</b> |  |



(\* NOTE: MISCELLANEOUS PERMITS = DEMOLITION, MOVING & SIGNS)